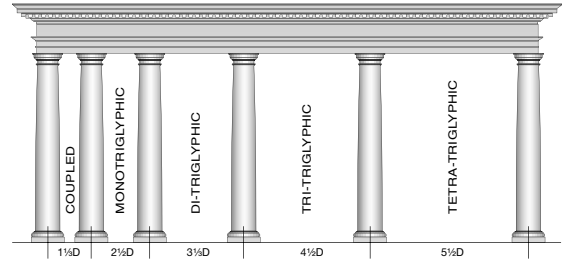


**ROMAN DORIC INTERCOLUMNIATION**

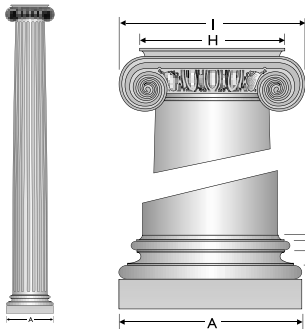
Roman Doric Columns are available in fluted or unfluted versions. They may be ordered in Vignola's architectural proportions or in custom combinations of column lengths and widths as well as in non-tapered cylinders. Square architectural columns and pilasters to match detail of round tapered columns are available.



Roman Doric Tapered Shaft				Fluting Specs		Roman Doric Base					Roman Doric Cap							
Outside Dia.		Inside Dia.		No.	Width	Plinth		Base Molding			Total	Neck		Echinus		Abacus		Total
Bottom	Top	Bottom	Top			A	B	C	D	B-D	E	F	G	H	I	J	G-I	
▶ 6"	4-3/4"	3"	3"	24	1/2"	8"	1-1/2"	1"	3/4"	3-1/4"	1/2"	1-1/4"	3/4"	3/4"	1/2"	7-1/2"	2"	
▶ 8"	6-1/2"	5-1/4"	4-7/8"	24	11/16"	10-3/4"	1-7/8"	1-7/16"	15/16"	4-1/4"	1/2"	1-1/4"	1-1/8"	7/8"	5/8"	9-3/4"	2-5/8"	
▶ 10"	8-1/2"	7-1/4"	6-7/8"	24	7/8"	13-3/8"	2-3/8"	1-3/4"	1-1/4"	5-3/8"	3/4"	1-7/8"	1-3/8"	1"	3/4"	12-1/2"	3-1/8"	
▶ 12"	10"	9"	8-1/2"	24	1"	16-1/8"	2-3/4"	2-1/16"	1-3/8"	6-3/16"	3/4"	1-7/8"	1-5/8"	1-1/2"	7/8"	14-3/4"	4"	
▶ 14"	12"	10-1/8"	9"	24	1-1/4"	18-3/4"	3-3/8"	2-3/8"	1-5/8"	7-3/8"	1"	3"	1-15/16"	1-5/8"	1-1/8"	17-1/2"	4-11/16"	
▶ 15"	12-3/4"	11-1/16"	10"	24	1-11/32"	20-1/8"	3-5/8"	2-5/8"	1-13/16"	8-1/16"	1"	3"	2-3/32"	1-3/4"	1-13/16"	18-11/16"	5-1/32"	
▶ 16"	13-1/2"	12"	10"	24	1-7/16"	21-1/2"	3-7/8"	2-7/8"	2"	8-3/4"	1"	3"	2-1/4"	1-7/8"	1-1/4"	19-7/8"	5-3/8"	
▶ 18"	15"	14-1/4"	12"	24	1-1/2"	24-1/4"	4-1/4"	3-1/4"	2-3/8"	9-7/8"	1-1/4"	2-3/4"	2-1/2"	2-1/8"	1-3/8"	22-1/4"	6"	
▶ 20"	17"	16-1/4"	13"	24	1-11/16"	27"	4-3/4"	3-5/8"	2-5/8"	11"	1-1/4"	2-3/4"	2-3/4"	2-3/8"	1-5/8"	25"	6-3/4"	
▶ 22"	18-1/2"	18-1/4"	15"	24	1-15/16"	29-3/4"	5-1/4"	3-7/8"	2-7/8"	12"	1-1/2"	4-3/4"	3"	2-5/8"	1-3/4"	27-3/8"	7-3/8"	
▶ 24"	20"	20-1/4"	17"	24	2-1/8"	32-1/2"	5-3/4"	4-5/16"	3-3/16"	13-1/4"	1-1/2"	4-3/4"	3-5/16"	2-3/4"	1-3/16"	29-3/4"	7-15/16"	
▶ 26"	22"	22-1/8"	19"	24	2-1/4"	35"	6-1/4"	4-5/8"	3-1/2"	14-3/8"	1-1/2"	4-3/4"	3-9/16"	3-1/8"	2"	32-1/2"	8-11/16"	
▶ 28"	23-1/2"	24-1/8"	21"	24	2-11/16"	38"	6-3/4"	5"	3-5/8"	15-3/8"	1-1/2"	4-3/4"	3-7/8"	3-3/8"	2-1/8"	34-5/8"	9-3/8"	
▶ 30"	25"	26-1/4"	22"	24	2-7/8"	40-1/2"	7-1/4"	5-3/8"	4"	16-5/8"	1-1/2"	4-3/4"	4-1/16"	3-1/2"	2-3/8"	37"	9-15/16"	
▶ 32"	27"	27"	23"	24	3"	42-3/4"	7-3/4"	5-3/4"	4-1/4"	17-3/4"	2"	5-3/4"	4-5/16"	3-3/4"	2-1/2"	39-1/4"	10-9/16"	
▶ 34"	28-1/2"	29"	24-1/2"	24	3-1/4"	45-1/2"	8-1/2"	6-1/8"	4-5/8"	19-1/4"	2"	5-3/4"	4-11/16"	4"	2-5/8"	42-1/8"	11-5/16"	
▶ 36"	30"	31"	26"	24	3-1/4"	48"	9"	6-3/8"	4-7/8"	20-1/4"	2"	5-3/4"	5"	4-1/4"	2-3/4"	44-1/8"	12"	


▶ Polyurethane Caps & Bases ▶ Fiberglass Caps & Bases

**Ionic 900**



**IONIC INTERCOLUMNIATION**

Ionic Columns are available in fluted or unfluted versions. They may be ordered in Vignola's architectural proportions or in custom combinations of column lengths and widths as well as in non-tapered cylinders. Square architectural columns and pilasters to match detail of round tapered columns are available.



Ionic Tapered Shaft				Fluting Specs		Attic Base					Roman Ionic Cap				
Outside Dia.		Inside Dia.		No.	Width	Plinth		Base Molding			Base Height		Height	Abacus	Scroll
Bottom	Top	Bottom	Top			A	B	C	D	E	F	B-F	G	H	I
▶ 6"	4-3/4"	3"	3"	24	1/2"	8"	1"	3/4"	3/4"	1/2"	1/2"	3-1/2"	2-1/4"	6-1/8"	8-1/16"
▶ 8"	6-1/2"	5-1/4"	4-7/8"	24	11/16"	10-3/4"	1-7/8"	1-1/8"	7/8"	3/4"	1/2"	5-1/8"	3"	8-1/4"	10-1/2"
▶ 10"	8-1/2"	7-1/4"	6-7/8"	24	7/8"	13-3/8"	2-3/8"	1-1/4"	1-1/8"	7/8"	5/8"	6-1/4"	3-5/8"	11"	13-1/2"
▶ 12"	10"	9"	8-1/2"	24	1"	16-1/8"	2-3/4"	1-1/2"	1-3/8"	1"	5/8"	7-1/4"	4-1/2"	12-1/2"	16-1/2"
▶ 14"	12"	10-1/8"	9"	24	1-1/4"	18-3/4"	3-3/8"	1-3/4"	1-5/8"	1-1/4"	3/4"	8-3/4"	5-1/2"	17-1/2"	23"
▶ 15"	12-3/4"	11-7/16"	10"	24	1-11/32"	20-1/8"	3-5/8"	1-15/16"	1-3/4"	1-5/16"	13/16"	9-7/16"	6-1/8"	17-1/2"	22"
▶ 16"	13-1/2"	12"	10"	24	1-7/16"	21-1/2"	3-7/8"	1-7/8"	1-7/8"	1-3/8"	7/8"	10-1/8"	6-1/8"	17-1/2"	22"
▶ 18"	15"	14-1/4"	12"	24	1-1/2"	24-1/4"	4-1/4"	2-3/8"	2-1/8"	1-1/2"	1-1/8"	11-3/8"	6-1/2"	20"	24-1/4"
▶ 20"	17"	16-1/4"	13"	24	1-11/16"	27"	4-3/4"	2-5/8"	2-3/8"	1-3/4"	1-3/8"	12-7/8"	7-5/8"	25"	27-1/2"
▶ 22"	18-1/2"	18-1/4"	15"	24	1-15/16"	29-3/4"	5-1/4"	2-7/8"	2-5/8"	1-7/8"	1-5/8"	14-1/4"	8-3/4"	25"	31-3/4"
▶ 24"	20"	20-1/4"	17"	24	2-1/8"	32-1/2"	5-3/4"	3-3/16"	2-7/8"	2-1/8"	1-3/4"	15-11/16"	9"	25-1/4"	33"
▶ 26"	22"	22-1/8"	19"	24	2-1/4"	35"	6-1/4"	3-3/8"	3-1/8"	2-1/4"	1-7/8"	16-7/8"	9-1/2"	26-1/2"	33-3/4"
▶ 28"	23-1/2"	24-1/8"	21"	24	2-11/16"	38"	6-3/4"	3-3/4"	3-3/8"	2-3/8"	1-7/8"	18-1/8"	12-1/2"	32"	40-1/4"
▶ 30"	25"	26-1/4"	22"	24	2-7/8"	40-1/2"	7-1/4"	3-7/8"	3-5/8"	2-5/8"	1-7/8"	19-1/4"	12-1/2"	32"	40-1/4"

▶ Polyurethane Caps & Bases ▶ Fiberglass Caps & Bases