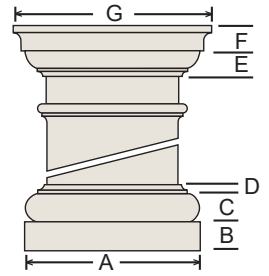


## TUSCAN CAPS AND BASES

Column width	Tuscan Base *					Tuscan Cap *				
	Plinth		Torus		Total height	Echinus		Abacus		Total height
	(A)	(B)	(C)	(D)	(B-D)	(E)	(F)	(G)	(E-F)	
6"	8"	1 1/2"	1 1/4"	1/2"	3 1/4"	1"	1 1/16"	8 1/16"	2 1/16"	
8"	11 3/8"	1 7/8"	1 3/4"	5/8"	4 1/4"	1 5/16"	1 7/16"	11 1/4"	2 3/4"	
10"	13 1/2"	2 3/8"	2 1/8"	3/4"	5 1/4"	1 13/16"	1 3/4"	13 1/4"	3 9/16"	
12"	17"	2 3/4"	2 3/8"	7/8"	6"	1 7/8"	2"	17 1/4"	3 7/8"	
14"	18 13/16"	3 3/8"	2 15/16"	1 1/16"	7 3/8"	2 1/2"	2 5/16"	18 11/16"	4 13/16"	

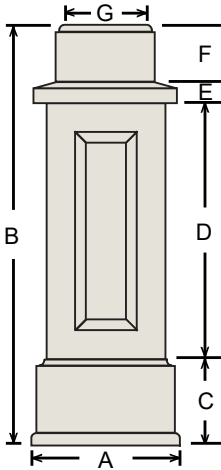
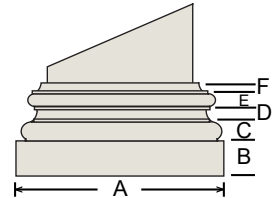
\* 14" bases are FRP, other cap and base are polyurethane. Also available in DuraStone™.



## OPTIONAL ATTIC BASES

Column width	Plinth		Torus				Total height
	(A)	(B)	(C)	(D)	(E)	(F)	(B-F)
6"	8"	1"	3/4"	3/4"	1/2"	1/2"	3 1/2"
8"	10 7/8"	1 7/8"	1 1/8"	7/8"	3/4"	1/2"	5 1/8"
10"	13 1/2"	2 3/8"	1 1/4"	1 1/8"	7/8"	5/8"	6 1/4"
12"	17"	2 3/4"	1 1/2"	1 3/8"	1"	5/8"	7 1/4"
14"	18 1/2"	3 5/16"	1 3/4"	1 5/8"	1 1/4"	11/16"	8 5/8"

Attic bases are FRP.



## PEDESTAL BASE FOR SQUARE FRP COLUMNS

Column width	Bottom width	Total height	Bottom	Center	Platform	Top	Top width
	(A)	(B)	(C)	(D)	(E)	(F)	(G)
8"	15"	42 3/8"	8 11/16"	25 7/8"	2 1/8"	5 11/16"	8 1/4"

\* Pedestal bases are FRP. Also available in DuraStone™. Use with Tuscan cap (above) or Ornamental Capitals.

Square Capitals install on top of the column and are set on the fillet or the neckring. All of these capitals are structural and will meet the columns' stated load capacities when properly installed.



Empire



Empire with Necking



Greek Angular Ionic



Greek Erectheum



Greek Erectheum with Necking



Modern Composite



Roman Corinthian



Roman Doric Ornamental



Roman Ionic



Scamozzi



Temple of Winds

Shaft nominal bottom diameter	Empire				Empire with Necking				Greek Angular Ionic				Greek Erectheum				Greek Erectheum with Necking			
	Capital height	Abacus width	Scroll width	Height adjust	Capital height	Abacus width	Scroll width	Height adjust	Capital height	Abacus width	Scroll width	Height adjust	Capital height	Abacus width	Scroll width	Height adjust	Capital height	Abacus width	Scroll width	Height adjust
6"	n/a				7 3/4"	10"	9"	+4 1/8"	n/a				3 3/4"	7 3/4"	11 3/4"	-1/8"	5 3/4"	7 3/4"	11 3/4"	+2 1/8"
8"	5 1/4"	13 1/2"	12 1/4"	+1/8"	10"	13 1/2"	12 1/4"	+5 1/2"	5 1/8"	14 1/4"	13 3/4"	0"	5 1/4"	10 1/2"	15"	+1/8"	7 1/2"	10 1/2"	15"	+3"
10"	6 1/4"	18"	17"	+3/8"	11"	18"	17"	+5 15/16"	6"	17 1/4"	17"	+1/8"	6 1/4"	14 1/2"	21"	+3/8"	9 1/2"	14 1/2"	21"	+4 7/16"
12"	7 1/4"	20 1/4"	19 1/2"	+1"	14 1/4"	20 1/2"	19 1/2"	+9 3/4"	7 1/4"	20 3/4"	19 1/4"	+1"	7"	15"	21"	+2 1/2"	11 1/4"	15"	21"	+6 3/4"
14"	8 3/4"	23"	19 1/2"	+1 1/16"	17"	23"	19 1/2"	+10"	8 3/8"	20 1/2"	19 1/2"	+5 1/16"	9"	17 1/2"	26"	+15 1/16"	13 1/2"	17 1/2"	26"	+6 1/2"

Shaft nominal bottom diameter	Modern Composite			Roman Corinthian			Roman Doric Ornamental			Roman Ionic				Scamozzi				Temple of Winds		
	Capital height	Abacus width	Height adjust	Capital height	Abacus width	Height adjust	Capital height	Abacus width	Height adjust	Capital height	Abacus width	Scroll width	Height adjust	Capital height	Abacus width	Scroll width	Height adjust	Capital height	Abacus width	Height adjust
6"	8 1/2"	10 3/4"	+4 7/8"	8 1/2"	12"	+4 7/8"	4 1/2"	10 1/2"	+5/8"	3"	8 1/4"	10 1/2"	-7/8"	3"	10 1/4"	9"	-7/8"	7 1/2"	10 1/2"	+3 7/8"
8"	11 1/2"	16 1/2"	+7"	11 3/8"	15"	+6 7/8"	6"	14 1/4"	+7/8"	4"	10 1/4"	13 5/8"	-1 1/8"	4 1/4"	14 1/8"	13 3/4"	-7/8"	10 3/8"	14"	+5 5/8"
10"	14 1/2"	19"	+9 7/16"	14 5/8"	18 1/2"	+9 9/16"	n/a			4 5/8"	13"	16 1/2"	-1 1/4"	4 5/8"	16 3/4"	15 3/4"	-1 1/4"	13 1/2"	16 3/4"	+8 7/16"
12"	17"	20"	+12 1/2"	17 1/8"	22 5/8"	+12 5/8"	9"	21"	+2 3/4"	5 1/2"	18 1/4"	24"	-3/4"	5 1/2"	21 1/2"	21"	-3/4"	16 1/4"	21 3/8"	+11 3/4"
14"	22 1/2"	25"	+15 1/2"	20"	27"	+13"	10 1/2"	24"	+2 1/16"	n/a				6 1/4"	22 1/4"	18 1/2"	-1 13/16"	16"	23"	+9"

Height Adjust is based on trimming the shaft at the architecturally correct location.