



TURNCRAFT

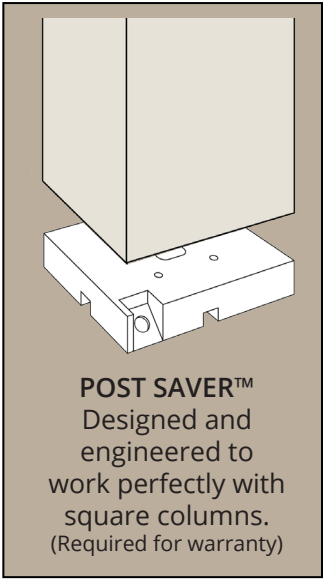
**SWC**

# *Square Wood Columns*

- READY TO INSTALL
- STRUCTURAL, LOAD-BEARING
- POST DEFENSE™ SEALER
- FACTORY SANDED AND PRIMED FOR EASY FINISHING
- EASY TO ATTACH RAILINGS
- INCLUDES MULTIPLE CAP AND BASE OPTIONS
- DESIGNED FOR INTERIOR OR EXTERIOR USE
- LIMITED LIFETIME WARRANTY



Nominal	NET	Shaft height	Load capacity	Item #
4"	3 3/16"	8'	1,000	D8248A
		9'	1,000	D8249A
		10'	1,000	D8370A
5"	4 3/16"	8'	3,000	D8258A
		9'	3,000	D8259A
		10'	3,000	D8375A
6"	5 3/16"	8'	5,800	D8268A
		9'	5,800	D8269A
		10'	5,800	D8380A




LIMITED  
**LIFETIME**  
**COLUMN**  
**DEFENSE™**  
WARRANTY



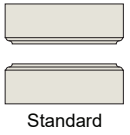
**POSTSAVER™**  
(required for warranty)

Size	Item #
4"	A2101
5"	A2102
6"	A2103



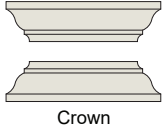
**STANDARD CAP & BASE**

Size	Width	Height	Item #
4"	4 5/8"	3"	PW04
5"	5 5/8"	3"	PW05
6"	6 5/8"	3"	PW06



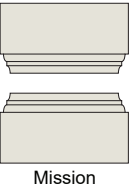
**CROWN CAP & BASE**

Size	Width	Height	Item #
6"	11"	3"	PW0406



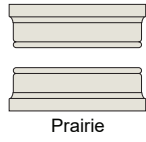
**MISSION CAP & BASE**

Size	Width	Height	Item #
6"	7-1/4"	5 1/4"	PW1606



**PRAIRIE CAP & BASE**

Size	Width	Height	Item #
6"	7 1/2"	3 1/4"	PW1206



**TUSCAN CAP & BASE**

Size	Width	Height	Item #
6"	7 3/8"	3 1/4"	PW0206

