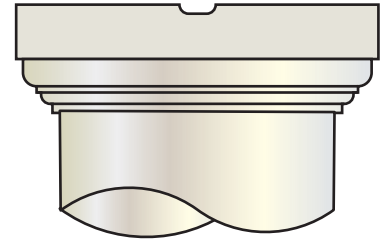
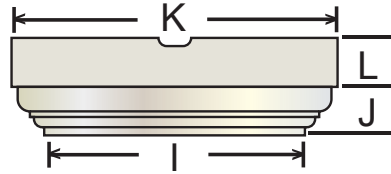


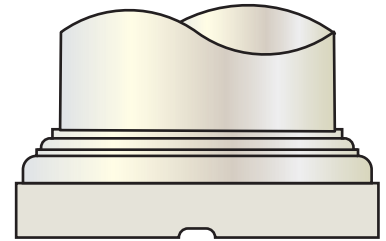
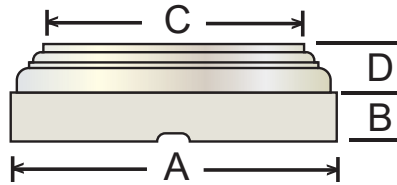
POLYURETHANE CAP AND BASE

Colonial polyurethane cap and bases are specially designed to provide increased durability. They are load bearing, and contain no wood components to warp, rot or decay. They are manufactured with vents to allow air flow for expansion and contraction.

Column nominal diameter *	Non-tapered Polyurethane Cap				
	Cap Round		Abacus		Cap height
	I	J	K	L	
6"	6 1/8"	1 7/16"	8 1/8"	1 7/16"	2 7/8"
8"	8"	1 7/16"	10"	1 7/16"	2 7/8"
10"	10"	1 7/16"	12"	1 7/16"	2 7/8"
12"	12"	1 7/16"	14"	1 7/16"	2 7/8"



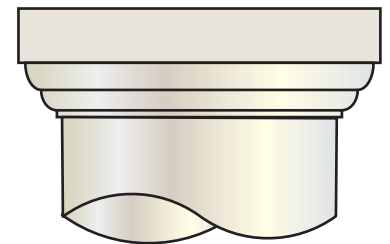
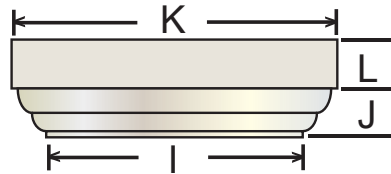
Column nominal diameter *	Non-tapered Polyurethane Base				
	Plinth		Base round		Base height
	A	B	C	D	
6"	8 1/8"	1 7/16"	6 1/8"	1 7/16"	2 7/8"
8"	10"	1 7/16"	8"	1 7/16"	2 7/8"
10"	12"	1 7/16"	10"	1 7/16"	2 7/8"
12"	14"	1 7/16"	12"	1 7/16"	2 7/8"



WOOD CAP AND BASE

Finger-joint pine caps and bases are for interior use only.

Column nominal diameter *	Non-tapered Wood Cap				
	Cap Round		Abacus		Cap height
	I	J	K	L	
6"	6 1/8"	1 1/2"	8 1/8"	1 1/2"	3"
8"	8"	1 1/2"	10"	1 1/2"	3"
10"	10"	1 1/2"	12"	1 1/2"	3"
12"	12"	1 1/2"	14"	1 1/2"	3"



Column nominal diameter *	Non-tapered Wood Base				
	Plinth		Base round		Base height
	A	B	C	D	
6"	8 1/8"	1 1/2"	6 1/8"	1 1/2"	3"
8"	10"	1 1/2"	8"	1 1/2"	3"
10"	12"	1 1/2"	10"	1 1/2"	3"
12"	14"	1 1/2"	12"	1 1/2"	3"

