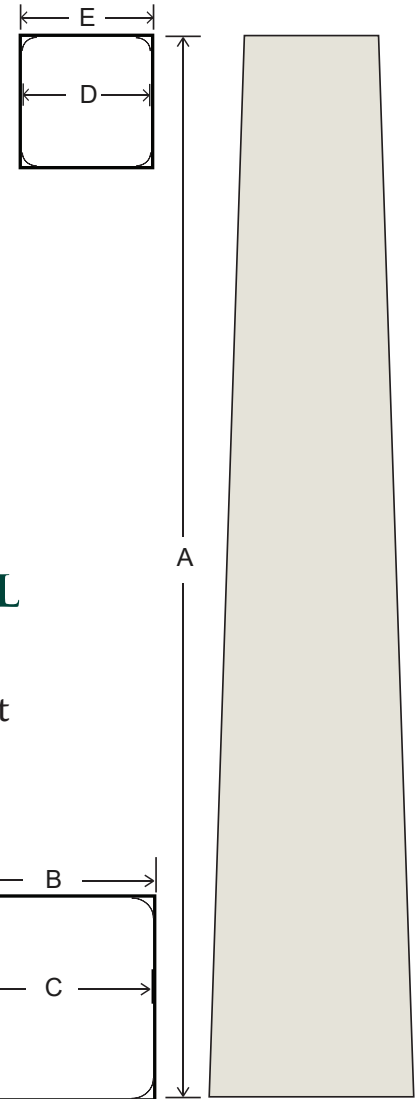


DURAGLASS™ TAPERED BUNGALOW COLUMNS

Column nominal width	Shaft height	Shaft bottom		Shaft top		Space available inside shaft:	
		Outside width	Inside width	Outside width	Inside width	For round support	For square support
		(A)	(B)	(E)	(D)		
10"	5'	9 5/8"	9"	5 5/8"	5"	4 1/2"	4 1/2"
	6'						
	8'						
	10'						
12"	5'	11 5/8"	11"	7 5/8"	7"	6 1/2"	6 1/2"
	6'						
	8'						
	10'						
16"	5'	15 5/8"	15"	11 5/8"	11"	10 1/2"	10 1/2"
	6'						
	8'						
	10'						



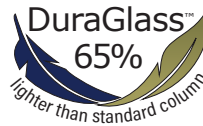
PLAN TYPES

Poly-Classic® Duraglass™ Columns are available in the following plan types. Please specify when you order. (Fractional components shown are typical. Customer may specify actual returns, wall thicknesses, etc.)

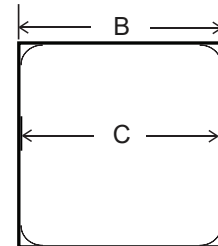


STRUCTURAL (10,000 lb)

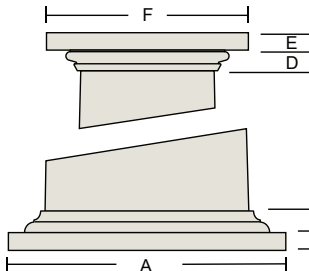
Made from lightweight pultruded fiberglass



DuraGlass tapered columns may be used with PVC Craftsman Series Pedestals. Since PVC pedestals are not load-bearing, the combination of DuraGlass column and PVC pedestal will NOT be load-bearing.

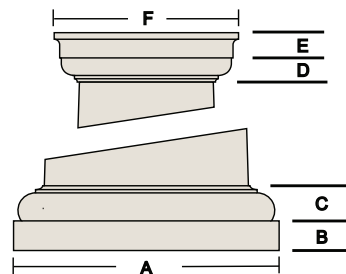


Turncraft offers two cap and base styles for the tapered DuraGlass column shaft: Bungalow (matches our Craftsman Series PVC columns) and modified Tuscan. By matching the Bungalow cap and base with the Craftsman series, they can both be used on the same jobsite—whole columns in DuraGlass where support is needed, and PVC columns used where load supports are already in place (does not apply to Tuscan style cap/base sets—only to the Bungalow style.)



BUNGALOW PVC CAP AND BASE FOR SQUARE TAPERED COLUMNS:

Column diameter	Bungalow Base				Bungalow Cap				Material
	Plinth		Moulding	Total height	Moulding	Platform		Total height	
	A	B	C	B-C	F	E	D	D-E	
10"	13 5/8"	1"	1 1/4"	2 1/4"	1 1/8"	1"	9 5/8"	2 1/8"	PVC
12"	15 5/8"	1"	1 1/4"	2 1/4"	1 1/8"	1"	11 5/8"	2 1/8"	PVC
16"	19 5/8"	1"	1 1/4"	2 1/4"	1 1/8"	1"	15 5/8"	2 1/8"	PVC



TUSCAN CAP AND BASE FOR SQUARE TAPERED COLUMNS:

Column diameter	Tuscan Base				Tuscan Cap				Material
	Plinth		Torus	Total height	Echinus	Abacus		Total height	
	A	B	C	B-C	F	E	D	D-E	
10"	13 1/8"	1 11/16"	12"	3 11/16"	1 3/8"	1 7/16"	8 1/2"	2 13/16"	Fiberglass
12"	15 1/8"	1 11/16"	12"	3 11/16"	1 3/8"	1 7/16"	10 1/2"	2 13/16"	Fiberglass
16"	19 1/8"	1 11/16"	12"	3 11/16"	1 3/8"	1 7/16"	14 1/2"	2 13/16"	Fiberglass