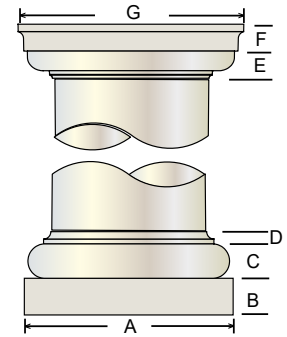


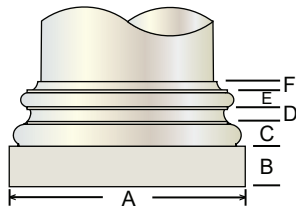


TUSCAN CAPS AND BASES

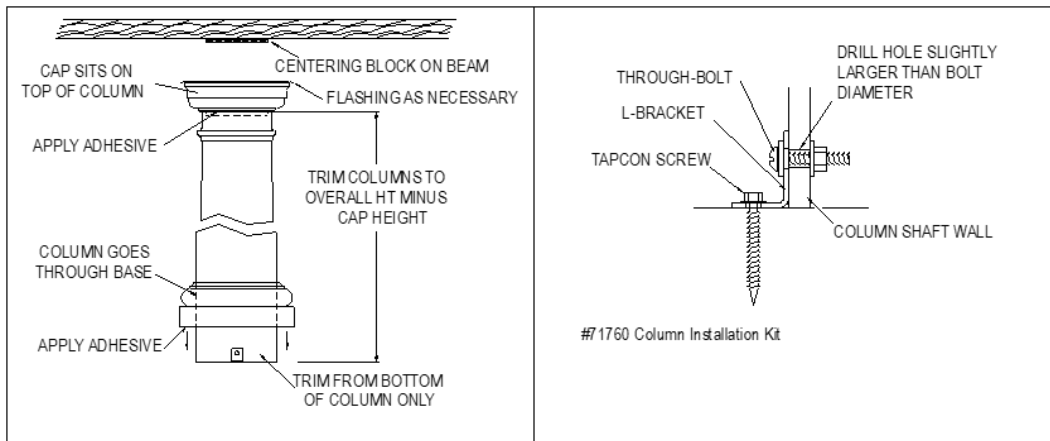
Column diameter	Tuscan Base						Tuscan Cap			
	Plinth		Torus		Total height	Materials available *	Echinus	Abacus		Total height
	(A)	(B)	(C)	(D)	(B-D)		(E)	(F)	(G)	(E-F)
8"	10 7/8"	1 7/8"	1 3/4"	5/8"	4 1/4"	A, F	1 13/16"	1 3/4"	12 1/8"	3 9/16"
10"	13 1/2"	2 3/8"	2 1/8"	3/4"	5 1/4"	A, F	1 7/8"	2"	14 5/8"	3 7/8"
12"	16 1/4"	2 3/4"	2 3/8"	7/8"	6"	A, F	2 1/2"	2 5/16"	17"	4 13/16"
14"	18 5/8"	3 5/16"	3"	1"	7 5/16"	F	2 3/4"	2 11/16"	19 1/8"	5 7/16"
16"	21 5/16"	3 7/8"	3 3/8"	1 1/8"	8 5/16"	F	3"	2 15/16"	21 5/16"	5 15/16"
18"	24"	4 3/16"	4"	1 3/8"	9 9/16"	F	3 1/8"	3 7/16"	24 1/4"	6 9/16"
20"	27"	4 3/4"	4 1/16"	1 3/4"	10 9/16"	F	3 3/16"	4 1/8"	28 3/4"	7 5/16"
24"	32 1/2"	5 3/4"	5 1/4"	2 1/4"	13 1/4"	F	3 5/16"	4 1/8"	32 1/2"	7 7/16"



OPTIONAL ATTIC BASES



Column diameter	Attic Base						
	Plinth		Torus				Total height
	(A)	(B)	(C)	(D)	(E)	(F)	(B-F)
8"	10 7/8"	1 7/8"	1 1/8"	7/8"	3/4"	1/2"	5 1/8"
10"	13 1/2"	2 3/8"	1 1/4"	1 1/8"	7/8"	5/8"	6 1/4"
12"	16 1/8"	2 3/4"	1 1/2"	1 3/8"	1"	5/8"	7 1/4"
14"	18 1/2"	3 5/16"	1 3/4"	1 5/8"	1 1/4"	11/16"	8 5/8"
16"	21 3/16"	3 3/4"	2 1/8"	1 7/8"	1 1/2"	13/16"	10 1/8"
18"	23 15/16"	4 1/4"	2 5/16"	2 1/8"	1 7/16"	1 1/8"	11 1/4"
20"	27 1/16"	4 3/4"	2 11/16"	2 3/8"	1 3/4"	1 1/16"	13"
24"	32 1/2"	5 3/4"	3 5/16"	2 13/16"	2 1/8"	1 3/4"	15 3/4"



Ornamental Capitals are not available for Non-Tapered Columns