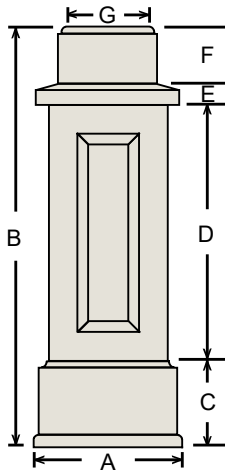
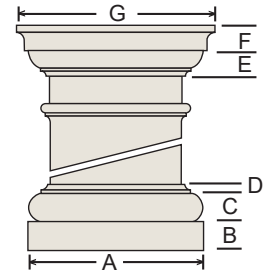




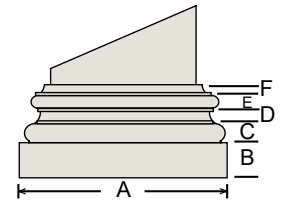
### TUSCAN CAPS AND BASES

Column width	Tuscan Base					Tuscan Cap			
	Plinth		Torus		Total height	Echinus	Abacus		Total height
	(A)	(B)	(C)	(D)	(B-D)	(E)	(F)	(G)	(E-F)
6"	8"	1 1/2"	1 1/4"	1/2"	3 1/4"	1"	1 1/16"	8 7/16"	2 1/16"
8"	11 3/8"	1 7/8"	1 3/4"	5/8"	4 1/4"	1 9/16"	1 7/16"	11 1/4"	2 3/4"
10"	13 1/2"	2 3/8"	2 1/8"	3/4"	5 1/4"	1 13/16"	1 3/4"	13 1/4"	3 9/16"
12"	17"	2 3/4"	2 3/8"	7/8"	6"	1 7/8"	2"	17 1/4"	3 7/8"
14"	18 13/16"	3 3/8"	2 15/16"	1 1/16"	7 3/8"	2 1/2"	2 5/16"	18 11/16"	4 13/16"



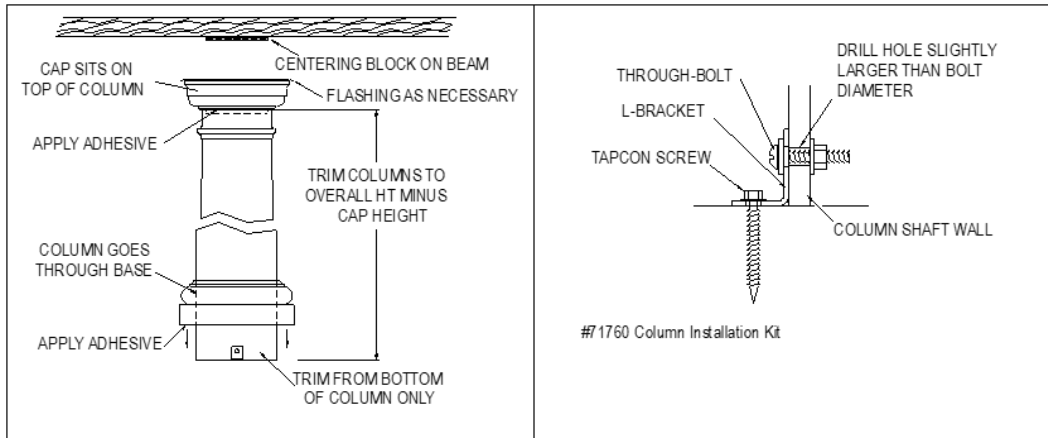
### OPTIONAL ATTIC BASES

Column width	Plinth		Torus			Total height	
	(A)	(B)	(C)	(D)	(E)	(F)	(B-F)
6"	8"	1"	3/4"	3/4"	1/2"	1/2"	3 1/2"
8"	10 7/8"	1 7/8"	1 1/8"	7/8"	3/4"	1/2"	5 1/8"
10"	13 1/2"	2 3/8"	1 1/4"	1 1/8"	7/8"	5/8"	6 1/4"
12"	17"	2 3/4"	1 1/2"	1 3/8"	1"	5/8"	7 1/4"
14"	18 1/2"	3 5/16"	1 3/4"	1 5/8"	1 1/4"	11/16"	8 5/8"



### PEDESTAL BASE

Column width	Bottom width	Total height	Bottom	Center	Platform	Top	Top width
	(A)	(B)	(C)	(D)	(E)	(F)	(G)
8"	15"	42 3/8"	8 1/16"	25 1/8"	2 1/8"	5 11/16"	8 1/4"



Ornamental Capitals are not available for Non-Tapered Square Columns