

Square Wood Column Shaft/Cap and Base Specifications



| Nominal | NET | Shaft height | Load capacity | Item # |
|---------|---------|--------------|---------------|--------|
| 4" | 3 3/16" | 8' | 1,000 | D8248A |
| | | 9' | 1,000 | D8249A |
| | | 10' | 1,000 | D8370A |
| 5" | 4 3/16" | 8' | 3,000 | D8258A |
| | | 9' | 3,000 | D8259A |
| | | 10' | 3,000 | D8375A |
| 6" | 5 3/16" | 8' | 5,800 | D8268A |
| | | 9' | 5,800 | D8269A |
| | | 10' | 5,800 | D8380A |

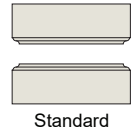
ADDED PROTECTION
Special formulated end-seal added to the bottom of each column.

POST SAVER™
Designed and engineered to work perfectly with square columns. (Required for warranty)

LIMITED
LIFETIME
COLUMN
DEFENSE™
WARRANTY

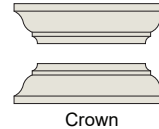
STANDARD CAP & BASE

| Size | Width | Height | Item # |
|------|--------|--------|--------|
| 4" | 4 5/8" | 3" | PW04 |
| 5" | 5 5/8" | 3" | PW05 |
| 6" | 6 5/8" | 3" | PW06 |



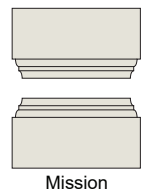
CROWN CAP & BASE

| Size | Width | Height | Item # |
|------|-------|--------|--------|
| 6" | 11" | 3" | PW0406 |



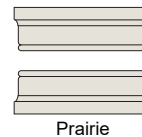
MISSION CAP & BASE

| Size | Width | Height | Item # |
|------|--------|--------|--------|
| 6" | 7 1/4" | 5 1/4" | PW1606 |



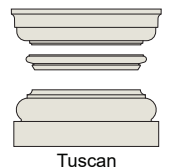
PRAIRIE CAP & BASE

| Size | Width | Height | Item # |
|------|--------|--------|--------|
| 6" | 7 1/2" | 3 1/4" | PW1206 |



TUSCAN CAP & BASE

| Size | Width | Height | Item # |
|------|--------|--------|--------|
| 6" | 7 3/8" | 3 1/4" | PW0206 |



POSTSAVER™
(required for warranty)

| Size | Item # |
|------|--------|
| 4" | A2101 |
| 5" | A2102 |
| 6" | A2103 |

